


SLINGSHOT

**THE
RIDE GUIDE**

FALL 2025 WAKE



DIFFERENT BY DESIGN



In these unprecedented times, we recognize the challenges we face. However, our history has proven that defying conventions and disrupting the market is what sets us apart. As we navigate through current market conditions, our commitment to innovation & invention remains unwavering. Each day, we challenge ourselves and our teams to push boundaries and challenge the status quo. This means constantly improving upon what we have done in the past to deliver better products and a better user experience for our friends, our family, and our customers.

We are at our best when we are riding, designing, and developing products alongside our customers and the best riders in the world. There has never been a truer example of this than the 2025 product line. We went back to the basics; developing products our athletes and customers want to ride. Now, more than ever, it's our responsibility to lead innovation from the top down throughout our organization to you. Every moment, from clocking in to clocking out, presents an opportunity to ask ourselves: What have we done to inspire and innovate for our customers? How have we contributed to improving on behalf of the customer, and ultimately, what have we done to make a difference?

“Different By Design” isn’t just a slogan for external marketing; it’s a rallying cry for every individual within our organization. It’s a reminder that innovation isn’t just a goal, it’s the reason we are here.

// JEFF LOGOSZ, CO-FOUNDER AND CEO

“Different By Design isn’t just a slogan for external marketing; it’s a rallying cry for every individual within our organization. It’s a reminder that innovation isn’t just a goal, it’s the reason we are here.”

HOW TO USE THIS GUIDE

Why market categories instead of products?

Categories are how we all think. Customers can easily qualify or disqualify themselves using this lens. This cuts down on story time on your part. You can get to selling time faster if you align with how your customers think and talk about what problem a product solves for them. It also gives us a space in our marketing to market the lifestyle image, giving them a reason to join the Slingshot family. That is more effective at a category level.

Why don't I see the entire product line?

The Ride Guide is a document that gives you an overview of our product through a category lens. We will push these marque categories and product stories in our campaigns; more detail can be found on our website or our order sheet.

When will you push market a category of products?

We will publish a trade calendar with the details of our campaigns each quarter to launch in the next quarter. This will give you time to join the push with your marketing efforts.

Some products are in multiple categories, so it's a lot to digest.

Use the jump links from the table of contents to navigate to the category you want to learn about. This method cuts out all the noise allowing for fewer SKUs to deal with simultaneously.

What is Rider ID?

Rider ID helps you identify the customers we are targeting. It is only used in the Ride Guide to help you recognize these customers.

How can I get the most out of the Ride Guide?

Ask us for a printed counter copy or make it available digitally behind the counter to your staff to reference in real-time.

How will my staff benefit?

The Ride Guide is a cheat sheet for them to hit high marks quickly and effortlessly. They will sound like they know what they are talking about because they won't have to make stuff up or ask for help closing a sale.

INSIDE THIS GUIDE

Category Name

Naming is where customers will be easily segmented and focused.

Category POV

This is where we share our vision of the category consumers identify with based on their needs. It is important you understand this Point Of View and support it when selling Slingshot

Keywords Description

These are key words to remember and use when describing the product or sharing how a product supports the category Point of View. Some products are in multiple categories, so it's a lot to digest.

The Design Difference

Features and Benefits narrated to differentiate the product from others on the market or other products in our line.

Who It's For

This allows consumers to determine if the product will solve a problem they may or may not know they have. Retailers can use this information to help educate customers and provide product solutions.

Package Includes

Manages expectation of what will be delivered to you.

Rider ID

Help identify where customers will come from so you can validate demand, and then make sure you have a story to move them from old gear to new gear.

Tech Features

Quick overview of specs and tech. Some products will have more detail than others (like an entire page)

TABLE OF CONTENTS

CATEGORIES

WAKE: JIBBERS.....6

Laid back riding styles in the park who focus on style and creativity riding rails, and often times prefer to “butter” rather than “boost”.

WAKE: SENDERS.....24

High-energy riding styles that leave no obstacle untouched and aren’t scared of a little hang-time.

WAKE: QUICK START39

Quality products built for park rental fleets, first time riders, and first time buyers.

FOIL: QUICK START.....46

Foiling gear optimized for fast-track progression from surfing or wakeboarding to foiling behind ANY boat - even your pontoon.

FOIL: GLIDE ZONE.....54

Take a drag-less journey into the realm of the Glide Zone to unlock carving, pumping and surfing waves farther back behind the boat.

FOIL: DOCK PUMP.....63

For the slightly obsessed who see every body of water as a foiling opportunity. Self start - no boat required!



WAKE: JIBBERS

Laid back riding styles in the park who focus on style and creativity riding rails, and often times prefer to “butter” rather than “boost”.



WAKE: JIBBERS

PRODUCTS

COALITION.....	8
SPACE ROVER.....	9
SPACE MELTER	10
COPYCAT PRO.....	11
BEARDEN	12
SALMON	13
VOLT	14
SPACE GROM.....	15
SPACE MOB	16
COPYCAT	17
ZUUPACK	18
RAD.....	19
JEWEL.....	20
KTV EVERSHRED.....	21
OPTION EVERSHRED.....	22
GROM EVERSHRED.....	23



SKU 1250311

COALITION

JIB / TECH / MOB

THE DESIGN DIFFERENCE

The Coalition wakeboard is the gold standard of cable wakeboarding with a magical outline, tip shape, and rocker combo that delivers endless amounts of grins in the park. It's the first board in the industry to feature chined rails, allowing the board to slide across uneven surfaces like butter and equates to a looser, more playful feel on the water and is perfect for mastering the art of the "butter". Over the seasons the board has evolved into larger size offerings, ranging from a 141 up to 161, and also features additional inserts enabling riders to make their stance extra skinny for that new age look and feel and featuring custom art by Wesley Mark Jacobsen of the Space Mob.

WHO IT'S FOR

Stylish park riders with a heavy focus on rail riding and creative new approaches / lines in the park. For those with skinny stances, track suits, one-of-a-kind hairstyles and more, the coalition may just be your DREAM twin tip wakeboard.

Tech Features	Length (cm)	Width (cm)	Rocker (in)	Weight (lb)
Single-shot Sidewalls	141	44.2	2.7"	7.5
Atomic Wood Core	145	45.1	2.75"	7.7
Ballistic Base	149	45.7	2.8"	7.9
Carbon Bedrock Inserts	153	45.9	2.8"	8.1
Chined rails	157	45.9	2.85"	8.3
Hybrid Rocker Profile	157	45.9	2.85"	8.3
Additional 5th Insert	161	45.9	2.85"	8.5

Package Includes

Coalition Wakeboard



Rider ID

The Coalition is perfect for riders looking to add a layer of style to their park riding—or put a little “butter on the biscuit” in the words of WMJ.

SKU 1250317165

SPACE ROVER

BOOT / SCOOP / SLAP

THE DESIGN DIFFERENCE

The Space Rover is a symmetrical directional built for trendsetters who aren't afraid to be the first of their kind, blazing a new path into the future of wakeboarding for all of mankind. It's unique outline tracks awesome for deep carves and playful surface tricks, and when it comes time to tackle the rails its atomic wood core comes to life with a soft flex pattern that's perfect for deep presses and emulating a snowboard style feel on the water. Chined rails and Single-shot sidewalls maximize durability and the endless stance option / pointed nose take your style points to the limit!

WHO IT'S FOR

Progressive park riders interested in mixing things up and sprinkling a little space dust around the park. The Space Rover is for those looking to stand out from the crowd and completely re-invigorate their style.

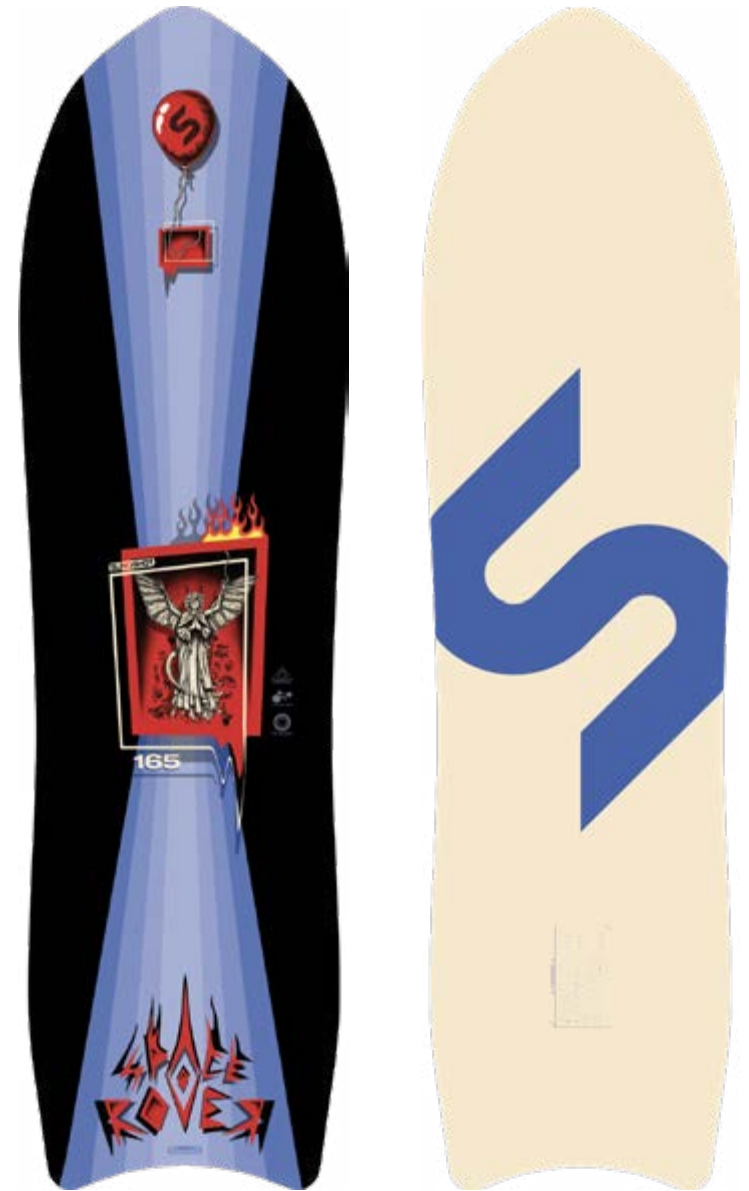
Tech Features

Single-shot Sidewalls
Atomic Wood Core
Ballistic Base
Carbon Bedrock Inserts
Chined rails
Continuous Rocker Profile
Directional Outline
Extreme Stance Insert

Length (cm)	Width (cm)	Rocker (in)	Weight (lb)
165	44	3.6"	8.9

Package Includes

Space Rover Wakeboard



Rider ID

Jibbers, senders and mobsters coming off traditional park boards into the world of experimental and progressive park riding.

SKU 1250318

SPACE MELTER

PRESS / BUTTER / SLAP

THE DESIGN DIFFERENCE

The Space Melter has officially taken wakeboarding by storm as one of the most interesting, exciting, and progressive wakeboards in the cable space. The hype has been REAL since its release and we are stoked to see more and more riders switch to this MELTER. The unique outline of the board makes it super forgiving through the park and the flex in the tips is simply euphoric. A feeling every wakeboarder must experience. While these boards may seem big, you'll be surprised by their maneuverability and the new riding style they naturally help you unlock. Soft flex and exaggerated nose and tail rockers emulate the feeling of snowboarding on water, and the endless mounting options for your boots with surely deliver an entirely new experience.

WHO IT'S FOR

The most progressive park riders focused primarily on tech rail riding and butters. Snowboarders crossing over to wake, people with upper thigh tattoo's, anyone who rocks bangs on their forehead, and generally any rider who's grown bored of tradition setups and is looking for an entirely new park riding experience.

Tech Features	Length (cm)	Width (cm)	Rocker (in)	Weight (lb)
Single-shot Sidewalls	150	39.3	3.5"	7.9
Atomic Wood Core	165	41.9	3.8"	8.8
Ballistic Base				
Carbon Bedrock Inserts				
Chined rails				
Continuous Rocker Profile				
Extreme Stance Inserts				
Wide Tip/Tail Profile				

Package Includes

Space Melter Wakeboard



Rider ID

Jibbers, Mobsters, wake pant enthusiasts, snowboarders, and those who aren't scared to stand out from the crowd.

SKU 1250319

COPYCAT PRO

JIB / POWER / CATS

THE DESIGN DIFFERENCE

The Copycat Pro wakeboard is built to be the ultimate park board for hardcore cable riders. Combining all the best features of some of slingshot's most popular cable wakeboards, the Copycat Pro is fast and free on the water, with a medium-soft flex pattern intended to deliver “all the feels” at all the right times. Standout features include a narrower stance and chined rails to get you “over the humps” and bumps on all kinds of terrain. The #Copycatsclub is one of a kind and we are stoked to be able to build the board that enables this crew of progressive females to keep pushing the limits of cable wakeboarding.

WHO IT'S FOR


The Copycat Pro is built for the girls out there pushing wake park riding to new levels. Whether they're tech wizards on rails or exploring kickers and corners, this board is a well-rounded cable ripper built to honor the most progressive female park riders around the world.

Tech Features

	Length (cm)	Width (cm)	Rocker (in)	Weight (lb)
Chined rails				
Single-shot Sidewalls	138	43.7	2.6"	7.3
Atomic Wood Core	144	44.9	2.7"	7.5
Ballistic Base	150	45	2.8"	7.8
Carbon Bedrock Inserts	156	45	2.8"	8.1
Continuous Rocker				
Wide Tip/Tail Profile				

Package Includes

Copycat Pro Wakeboard



Rider ID

Cable wakeboarders progressing from the early stages of park riding, hitting their first rails, and looking for a board with more performance as well as a VIP reputation. Welcome to the #copycatsclub

SKU 1250321

BEARDEN

FLEX / PRESS / JIB

THE DESIGN DIFFERENCE

The Bearden comes with one of the softest flex patterns in the line as well as chined rails. If you're anything like pro team rider Crosse Bearden you'll be sliding this rig through puddles of mud, across the lawn, over the rooftops, and just about anywhere else there's a tow rope and a little bit of water. Crosse has taught us a TON about what is truly on or off limits when it comes to jibbing, and this board has helped him to unlock all sorts of new possibilities. If you're looking for a simple, durable, and playful setup that will allow you to press like a king the Bearden is the answer.

WHO IT'S FOR

Rail focused park riders looking for a softer board that unlocks their ability to press like a BOSS! Thanks to it's chined rails the Bearden is also a great choice for those sliding rougher surfaces like grass or ruffle pipes, chains, shopping carts, docks, or whatever else you can throw in it's path!

Tech Features

Chined Rails

Single-shot Sidewalls

Atomic Wood Core

Ballistic Base

Carbon Bedrock Inserts

Continuous Rocker

	Length (cm)	Width (cm)	Rocker (in)	Weight (lb)
Atomic Wood Core	144	44.9	2.6"	7.6
Ballistic Base	148	45	2.7"	7.8
Continuous Rocker	152	45	2.8"	8
	156	45	2.8"	8.2

Package Includes

Bearden Wakeboard



Rider ID

From first obstacle encounters and learning to press all the way to Crosse Bearden status. The Bearden is like having the cheat code to deeper and more exciting presses on rails.

SKU 1250320

SALMON

FRESH / WILD / FREE

THE DESIGN DIFFERENCE

The Salmon is a simplified cable specific rendition of Slingshot's original longboard, the Nomad. It's designed in partnership with one of our favorite park riders of all time - Victor Salmon. The smooth base is extremely playful in the park and the beefy sidewalls help to protect the core as Victor flips on, flips off, transfers from here to there and everywhere, and even kick-flips his board through the park. New for 2024 is a smaller 147 cm to give the up-and-coming generation a chance to get on board too. Much like a Salmon, this board is slick on the rails and fast through the water. Just a flick of the tail and you'll be tearing through the park.

WHO IT'S FOR

The Salmon is built for riders who focus most of their time on smooth and tech rail hits, but occasionally are tempted by kicker hits too.

Tech Features	Length (cm)	Width (cm)	Rocker (in)	Weight (lb)
Single-shot Sidewalls	147	44.5	2.7"	8.3
Atomic Wood Core	155	45.2	2.8"	8.7
Ballistic Base				
Carbon Bedrock Inserts				
Continuous Rocker				

Package Includes

Salmon Wakeboard



Rider ID

Riders coming from smaller park boards and looking to unlock the longboard sensation in the park without limiting their technical abilities. Longer nose and tail help riders go the distance on rails and unlock a new style on features.

SKU 1250315

VOLT

PARK / TECH / JIB

THE DESIGN DIFFERENCE

The Volt is a cable-exclusive wakeboard, resulting from nearly 15 years of R&D with some of the best riders in the world. Developed out of the need for a high-performance plus-sized park board, the Volt is an excellent choice for well-rounded park riders looking to do a little bit of everything. One of the most exciting features of the Volt lies in the tip and tail, which feature an elliptical concave that wraps around round surfaces, giving the rider more “hold” or control, and at the same time this feature presses flat on even surfaces.

WHO IT'S FOR

Developed out of the need for a high-performance plus-sized park board, the Volt is an excellent choice for well-rounded park riders who spend the majority of their time focused on tech rail hits.

Tech Features	Length (cm)	Width (cm)	Rocker (in)	Weight (lb)
Elliptical Concave	146	45.1	2.9"	7.8
Single-shot Fusion Sidewalls	152	45.5	3"	8
Atomic Wood Core	158	45.9	3"	8.3
Ballistic Base				
Carbon Bedrock Inserts				
Continuous Rocker				
Signature Flex Tips				

Package Includes

Volt Wakeboard



Rider ID

Riders coming from stiffer board who are looking to unlock the freedom of flex on the rails, locking in with ease and pressing harder than ever before.

SKU 1250322

SPACE GROM

PARK / PRESS / YOUTH

THE DESIGN DIFFERENCE

The future of wakeboarding is bright and trending younger and younger each season! For this reason, we've built the Space Grom wakeboard to be the highest performance board for kids ever made! The Space Grom is built with our lively Atomic Wood Core and a softer flex that lightweight riders can manipulate with ease, so they can ride with the same style and agility (if not more) than their elder mentors.

WHO IT'S FOR

Kids who want to SHRED! Kids boards typically leave little room for performance riding, but the Space Grom is built with the same great technology as Slingshot pro boards. Perfect for cables and boats, offered in a variety of sizes for all stages of a grom's wakeboarding journey.

Tech Features	Length (cm)	Width (cm)	Rocker (in)	Weight (lb)
Single-shot Sidewalls	125	38.1	2"	5.2
Atomic Wood Core	130	39.6	2.2"	5.7
Ballistic Base	135	41.1	2.5"	6.1
Carbon Bedrock Inserts				
Continuous Rocker				

Package Includes

Space Grom Wakeboard, 75 x 6" (1.9 x 15.2 cm) Wake Fins (4)



Rider ID

First steps to first laps – the Space Grom is the one kids board that will take your grom from the beginner stages all the way to shredding the park or boat.

SKU 1250340

SPACE MOB

CUSTOM / WALKABLE / SWAG

THE DESIGN DIFFERENCE

They're the original two-piece cable-specific boots built to protect your feet while walking the shores and secure your feet while cruising through the park. The soft boot shells feature a removable tongue that allows riders to customize stiffness and combines with our signature Gummy Strap closure system for one of the most comfortable and supportive situations your feet have ever experienced.

WHO IT'S FOR

The Space Mob boots are the chosen boots of the best cable wakeboarders in the world.

Package Includes

Space Mob Boots, removable boot liners, set of Gummy Straps, K9 mounting hardware

Sizes

US 4-13, EUR 35.5-47, UK 3.5-12.5, CM 23-29



Rider ID

Jibbers, senders, mobsters, wake pant lovers and anyone else with feet who loves to wakeboard while keeping their little piggies protected.

SKU 1250343

COPYCAT

STYLE / POWER / CATS

THE DESIGN DIFFERENCE

Thanks in part to our very own Sina Jacobsen, Copycat Boots are the first of their kind from Slingshot: park-specific wake boot for the ladies with removable/walkable liners, Gummy Strap closure, and styling fit for queens. Sina created the Copycats Club—an exclusively female wake crew—out of her love for the sport, and that passion has led to an impressive growth and progression of the female community of riders around the globe. Witnessing this movement gain more and more momentum, we were stoked to build these girls a badass boot to help them continue pushing the limits! Wear them loud and wear them proud! #Copycatsclub

WHO IT'S FOR

The Copycat boot is built for the girls out there pushing wakepark riding to new levels. Whether their tech wizards on rails or exploring kickers and corners, these boots are as comfortable as a cat's fur coat and built to honor the most progressive female park riders around the world.

Package Includes

Copycat Boots, removeable boot liners, 2 sets of Gummy Straps, K9 mounting hardware

Sizes

US 6-10, EUR 36-42, UK 3.5-7.5, CM 23.5-26



Rider ID

Riders coming from the early stages of park riding, hitting their first rails, and looking for boots with more performance and comfort as well as a VIP reputation. Welcome to the #copycatsclub

SKU 1250344

ZUUPACK

CUSTOM / WALKABLE / SWAG

THE DESIGN DIFFERENCE

The Zuupack Boot is the same great design as our flagship Space Mob boot, but with a more animalistic flare. Regardless of which tribe you support, these boots are the clear choice for any core cable wakeboarder. They're an evolution of our original two-piece boot system with removable liners that was introduced more than a decade ago. Fast forward to today and these Zuupack boot liners are sure to be some of the most popular forms of footwear at wakeparks around the world. Thanks to our signature gummy strap closure, removable tongues for custom flex options, and obvious advantage of protecting your feet on the run back to the dock, these boots really are a treat for your feet. Unleash your spirit animal in the 2025 Zuupack boot!

WHO IT'S FOR

Intermediate to expert park riders who spend hours in the park pushing their riding to the next level and are looking to unleash their spirit animal. The liners are built to be worn all day at the park, and even out for Pizza or Burritos after a long day of shredding.

Package Includes

Zuupack Boots, removable boot liners, set of Gummy Straps, K9 mounting hardware

Sizes

US 4-13, EUR 35.5-47, UK 3.5-12.5, CM 23-29



Rider ID

Jibbers, Senders, park riders with identifiable spirit animals, and anyone else who wants to protect their feet at the park.

SKU 1250341

RAD

PERFORMANCE / WALKABLE / SUPPORT

THE DESIGN DIFFERENCE

The RAD boot is our legacy performance closed-toe wakeboard boot and NEW for 2025, it comes with a removeable / walkable liner for the park! With a combination of a lower-lace system and dual-zone Gummy Strap Closure System, the RADs offer customized support everywhere a rider needs it most. It has a medium to firm flex with added support around the ankles thanks to our built in HHD (Heel Hold Down) harness. The RAD boots have a decade of experience and design evolution, maximizing rider confidence and extending ride times and comfort for wakeboarders all around the world.

WHO IT'S FOR

The RAD boot is for boat and cable riders who are looking for the most ankle support possible. These boots are great for boat and cable riders and offer top quality support and customization of fit.

Package Includes

RAD boots, removable boot liners, set of Gummy Straps, K9 mounting hardware

Sizes

US 4-13, EUR 35.5-47, UK 3.5-12.5, CM 23-29



Rider ID

High performance riders from all categories looking for the most ankle support possible without sacrificing comfort in their boots.

SKU 1250342

JEWEL

LACED / PERFORMANCE / MEDIUM FLEX

THE DESIGN DIFFERENCE

The Jewel boot is our legacy performance closed-toe wakeboard boot and NEW for 2025, it comes with a removable / walkable liner for the park! With a combination of a lower-lace system and dual-zone Gummy Strap Closure System, the Jewels offer customized support everywhere a rider needs it most. It has a medium to firm flex with added support around the ankles thanks to our built in HHD (Heel Hold Down) harness. The RAD boots have a decade of experience and design evolution, maximizing rider confidence and extending ride times and comfort for wakeboarders all around the world.

WHO IT'S FOR

The Jewel boot is for boat and cable riders who are looking for the most ankle support possible. These boots are great for boat and cable riders and offer top quality support and customization of fit.

Package Includes

Jewel boots, removable boot liners, set of Gummy Straps, K9 mounting hardware

Sizes

US 6-10, EUR 36-42, UK 3.5-7.5, CM 23.5-26



Rider ID

High performance riders from all categories looking for the most ankle support possible without sacrificing comfort in their boots.

SKU 1240344

KTV EVERSHRED

COMFORT / SIMPLICITY / SUPPORT

THE DESIGN DIFFERENCE

The KTV boot is hands down the simplest and most versatile wakeboard boot in the game. For this reason, we are introducing the EverShred edition—simple and classic colorway and design that will pair with virtually every board, every brand, and every model year. The KTV EverShred comes with a fixed liner and tri-zone Gummy Strap Closure so you can be mounted up and off the dock or swim platform in a matter of seconds. Entry and exit is always a breeze, and the medium flex offers a perfect combo of support, comfort and maneuverability. The KTV EverShred has all the essentials with no added flair, keeping it nimble, lightweight, and low profile - a trusted classic that will always get the job done with comfort and style.

WHO IT'S FOR

The KTV Evershred is built for riders who can't be bothered with complicated or time-consuming closure systems and want something super simple and efficient. They have a medium flex and classic shoe inspired styling that matches virtually everything in their "kit".

Package Includes

KTV Boots, 2 sets of Gummy Straps, K9 mounting hardware

Sizes

US 4-13, EUR 35.5-47, UK 3.5-12.5, CM 23-29



Rider ID

From rental gear or lower performance open-toe package boots into their first official pair of close-toed higher performance boots that will last for several seasons.

SKU 1240347

OPTION EVERSHRED

STRAPPED / OPEN TOE / RANGE

THE DESIGN DIFFERENCE

The Option EverShred boot is the highest-performance open-toe wake boot on the market. Built to accommodate a larger range of shoe sizes than our closed-toe boots, the Option EverShred is an excellent choice for sharing amongst a family or group of riders. The Gummy Strap Closure System allows riders to strap in tight with ease and trust that the boots will hold tight throughout the entirety of their session. Throw some built-in J Bars, a 3D-molded tongue and Bottomless Base System all into the mix and it's safe to say that when it comes to open boots, the Option EverShred's are the top choice.

WHO IT'S FOR

Riders looking for the most comfortable open toe boots possible that can be shared amongst multiple riders. Great for boats where equipment can be shared more freely, or for kids with fast growing feet who aren't quite ready to commit to closed toe performance.

Package Includes

Option EverShred Boots, 2 sets of Gummy Straps, standard boot mounting hardware.

Sizes

Unisex Sizing: Small - Extra Large



Rider ID

Never have I evers to first-time boot and board buyers, the Option Evershred is built to please the masses in style and comfort.

SKU 1240348001

GROM EVERSHRED

STRAPPED / OPEN TOE / YOUTH

THE DESIGN DIFFERENCE

The Grom EverShred boot is a smaller and more simplified version of our popular Option Boot. With years of experience, this open-toe design is meant to accommodate a larger range of foot sizes, be quick and easy to get in/out of, and, most importantly, offer the perfect blend of support and comfort your grom needs to carry full confidence into the wake or obstacles. Featuring the Gummy Strap Closure system and a bottomless base, the fit is comfortable yet secure, and the connection between the boot and board is as direct as it gets!

WHO IT'S FOR

Young and aspiring wakeboarders seeking the most comfortable boots that are simple to put on and take off. Gummy Straps can be interchanged with ease to create a new look/color profile that keeps the kids stoked on the "look" as well.

Package Includes

Grom EverShred Boots, standard boot mounting hardware

Sizes

US 1-3, EUR 33-33.5, UK 13-2, CM 19-21



Rider ID

First steps to first laps, the Grom EverShred boots are built for day one and often end up getting passed down as the groms grow out of them into adult sizes!

WAKE: SENDERS

High-energy riding styles that leave no obstacle untouched and aren't scared of a little hang-time.



WAKE: SENDERS

PRODUCTS

JOHNNY ROCKET	26
CONTRAST	27
SOLO	28
NATIVE	29
NOMAD	30
SPACE MOB	31
COPYCAT	32
ZUUPACK	33
RAD	34
JEWEL	35
KTV EVERSHRED	36
OPTION EVERSHRED	37
GROM EVERSHRED	38



SKU 1250323

JOHNNY ROCKET

BOOST / BLAST / BEAST

THE DESIGN DIFFERENCE

We built the Johnny Rocket wakeboard to take pro team rider John Dreiling to the moon. John has gapped farther ridden faster and gotten wilder than anyone on the team and landed himself a ROTY award in the process. His board, The Johnny Rocket, comes with the most impressive balance of durability, flexibility, traction, and freedom. You can press it hard, send it far, and take it to the boat to get creative on any size wake as well with the addition of our standard wake fins. This board is all-terrain at its finest and has been put through one of the harshest testing processes of any board in the line.

WHO IT'S FOR

Senders who don't hold back in the park, and those cable riders who may even sneak in a boat session from time to time. This board was built for riders who go big and charge hard in the park leaving no obstacle untouched.

Tech Features	Length (cm)	Width (cm)	Rocker (in)	Weight (lb)
Signature Flex Tips	NEW 139	42.5	2.7"	7.6
Single-shot Sidewalls	NEW 142	42.5	2.7"	7.9
Atomic Wood Core	NEW 147	43	2.7"	8.3
Ballistic Base	151	43.5	2.75"	8.6
Carbon Bedrock Inserts				
Continuous rocker Profile				
Belly Channels				
Elliptical Concave				

Package Includes

Johnny Rocket Wakeboard, .75 x 6" (1.9 x 15.2 cm) Wake Fins (4)



Rider ID

Riders coming from the beginner and intermediate stages of wakeboarding and looking to go bigger / farther / faster, or even TO THE MOON!

SKU 1250312

CONTRAST

SWISS / ARMY / KNIFE

THE DESIGN DIFFERENCE

The Contrast's tapered Flex Tips and rigid belly add up to the perfect blend of cable and boat wakeboarding performance—it has all the pop and ollie power you need for behind boat while the Flex Tips deliver unmatched press-ability in the park. The contrast is a fast-carving wakeboard that will cover all the bases—from first timers all the way to the TOP!

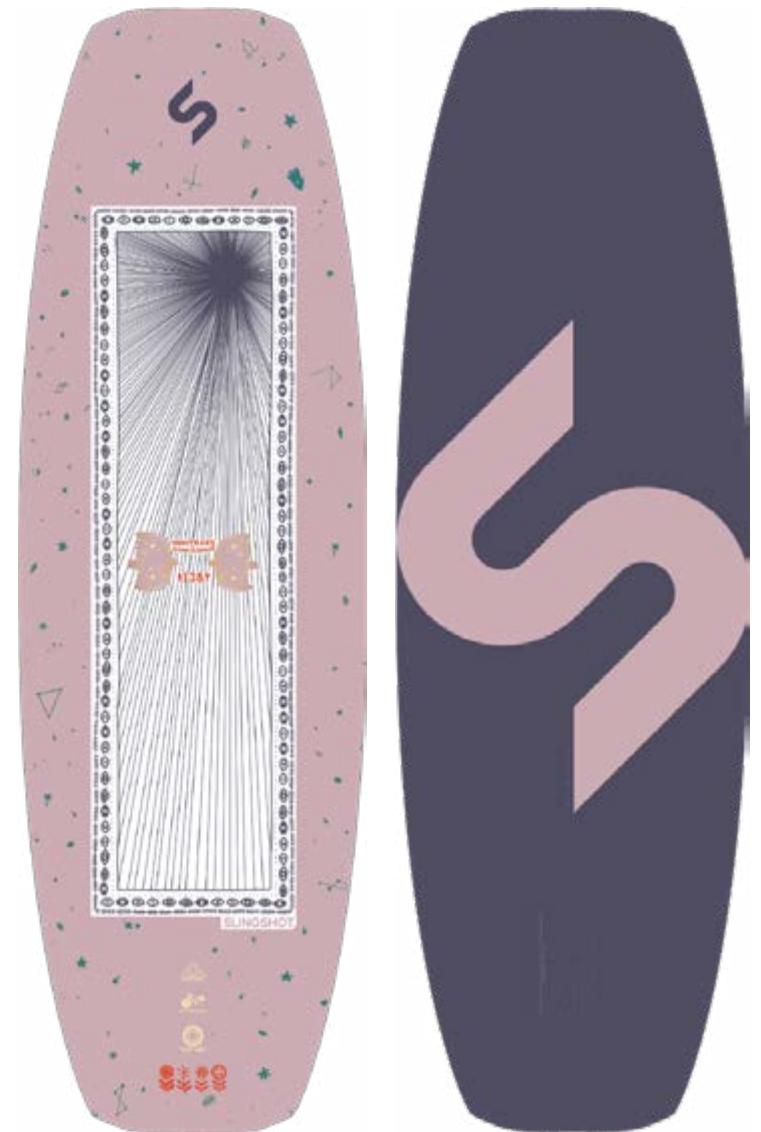
WHO IT'S FOR

The Contrast is a fast, easy-riding wakeboard built for all riding styles and all riding environments. It's the most versatile girls board made for boat and cable wakeboarding – whether you have a laid-back riding style or have been known to go FULL SEND, the Contrast was built to hang with every style of rider.

Tech Features	Length (cm)	Width (cm)	Rocker (in)	Weight (lb)
Signature Flex Tips	138	42.5	2.6"	7.5
Single-shot Sidewalls	142	42.7	2.8"	7.7
Atomic Wood Core				
Ballistic Base				
Carbon Bedrock Inserts				
3-Stage Rocker				
Belly Channels				

Package Includes

Contrast Wakeboard, .75 x 6" (1.9 x 15.2 cm) Wake Fins (4)



Rider ID

Jibbers, Senders, and Boat wakeboarders looking for the Swiss army knife of wakeboards.

SKU 1250310

SOLO

SWISS / ARMY / KNIFE

THE DESIGN DIFFERENCE

The Solo is one of our most diverse wakeboards suited for multiple categories and riding styles from boat to cable wakeboarding. The flex tips of the solo are excellent for locking into deep presses on obstacles, while the rail channels between the feet and stiffer belly deliver the traction and pop necessary to boost off the wake. The Solo wakeboard also features a narrower outline than our other wakeboards, making it the obvious choice for any sudden slalom challenges.

WHO IT'S FOR

The solo is built for riders who shred in all disciplines of the sport. From park to wake, winch to truck, if it can be ridden or slidden, the Solo will get it done with ease. Wake riders, jibbers and senders will all feel at home on the solo in a matter of seconds.

Tech Features	Length (cm)	Width (cm)	Rocker (in)	Weight (lb)
Signature Flex Tips	142	42.7	2.8"	7.6
Single-shot Sidewalls	146	43	3"	7.8
Atomic Wood Core				
Ballistic Base	150	43.7	3"	8
Carbon Bedrock Inserts				
3-Stage rocker				
Belly Channels				

Package Includes

Solo Wakeboard, .75 x 6" (1.9 x 15.2 cm) Wake Fins (4)



Rider ID

Jibbers, Senders, and Boat wakeboarders looking for the Swiss army knife of wakeboards.

SKU 1250314

NATIVE

PIPES / CORNERS / KICKERS

THE DESIGN DIFFERENCE

The Native wakeboard has proven to be a team favorite for both cable-exclusive and boat-exclusive riders since its debut to the Slingshot lineup. Its DNA is a result of two legacy models from Slingshot—the Recoil and Response—but with modern upgrades like Elliptical Concave and subtle flex tips to meet the demands of the new-age rider. It's fast and free on the water and features a medium flex pattern that's rigid enough for explosive pop without sacrificing its playfulness on obstacles.

WHO IT'S FOR

Wakeboarders looking for a high performance “one stop shop” kind of board that excels on the kickers, around the corners, and across every surface in-between.

Tech Features	Length (cm)	Width (cm)	Rocker (in)	Weight (lb)
Elliptical Concave	138	44	2.7"	7.8
Single-shot Fusion Sidewalls	144	44.5	2.8"	8.2
Atomic Wood Core	150	45.2	2.9"	8.6
Ballistic Base	156	45.2	2.9"	9
Carbon Bedrock Inserts				
Continuous Rocker				
Signature Flex Tips				

Package Includes

Native Wakeboard, .75 x 6" (1.9 x 15.2 cm) Wake Fins (4)



Rider ID

Senders – wakeboarders who leave no obstacle untouched and aren't scared of a little airtime.

SKU 1250313

NOMAD

GODFATHER / DRIFTER / ALL-TERRAIN

THE DESIGN DIFFERENCE

The Nomad is the wakeboard that started a revolution in wakeboarding over the past decade. Bigger boards are undoubtedly better as the market has followed, excuse us, “proven.” Making its debut in 2015, the Nomad was the first wakeboard to cross the line of 150 centimeters, offered all the way up to 160cm. The benefit? Bigger pop, more stability, slower riding speeds, and more controlled landings. Thanks to Slingshot’s lighter wood-core constructions, overall swing weight.

WHO IT’S FOR

The Nomad is for wakeboarders seeking a new feel on the water entirely. Whether they prefer boat or cable wakeboarding, the Nomad is the board that allows them to slow down and really dive deep into the long board lifestyle. It’s also great for those who claim to have “been there and done that” and have grown too tired or too old for wakeboarding as they know it. The Nomad is guaranteed to re-invigorate riders as well as deliver a far more user-friendly experience for big boys and girls.

Tech Features

Single-shot Fusion Sidewalls

Atomic Wood Core

Ballistic Base

Carbon Bedrock Inserts


Continuous Rocker

Belly Channels

	Length (cm)	Width (cm)	Rocker (in)	Weight (lb)
Single-shot Fusion Sidewalls	150	44.6	2.7"	8.6
Atomic Wood Core	155	45.2	2.8"	8.8

Package Includes

Nomad Wakeboard, .75 x 6" (1.9 x 15.2 cm) Wake Fins (4)



Rider ID

Entry-level riders / washed up pros / Jibbers / Senders and boat riders too.

SKU 1250340

SPACE MOB

CUSTOM / WALKABLE / SWAG

THE DESIGN DIFFERENCE

They're the original two-piece cable-specific boots built to protect your feet while walking the shores and secure your feet while cruising through the park. The soft boot shells feature a removable tongue that allows riders to customize stiffness and combines with our signature Gummy Strap closure system for one of the most comfortable and supportive situations your feet have ever experienced.

WHO IT'S FOR

The Space Mob boots are the chosen boots of the best cable wakeboarders in the world.

Package Includes

Space Mob Boots, removable boot liners, set of Gummy Straps, K9 mounting hardware

Sizes

US 4-13, EUR 35.5-47, UK 3.5-12.5, CM 23-29



Rider ID

Jibbers, senders, mobsters, wake pant lovers and anyone else with feet who loves to wakeboard while keeping their little piggies protected.

SKU 1250343

COPYCAT

STYLE / POWER / CATS

THE DESIGN DIFFERENCE

Thanks in part to our very own Sina Jacobsen, Copycat Boots are the first of their kind from Slingshot: park-specific wake boot for the ladies with removable/walkable liners, Gummy Strap closure, and styling fit for queens. Sina created the Copycats Club—an exclusively female wake crew—out of her love for the sport, and that passion has led to an impressive growth and progression of the female community of riders around the globe. Witnessing this movement gain more and more momentum, we were stoked to build these girls a badass boot to help them continue pushing the limits! Wear them loud and wear them proud! #Copycatsclub

WHO IT'S FOR

The Copycat boot is built for the girls out there pushing wakepark riding to new levels. Whether their tech wizards on rails or exploring kickers and corners, these boots are as comfortable as a cat's fur coat and built to honor the most progressive female park riders around the world.

Package Includes

Copycat Boots, removeable boot liners, 2 sets of Gummy Straps, K9 mounting hardware

Sizes

US 6-10, EUR 36-42, UK 3.5-7.5, CM 23.5-26



Rider ID

Riders coming from the early stages of park riding, hitting their first rails, and looking for boots with more performance and comfort as well as a VIP reputation. Welcome to the #copycatsclub

SKU 1250344

ZUUPACK

CUSTOM / WALKABLE / SWAG

THE DESIGN DIFFERENCE

The Zuupack Boot is the same great design as our flagship Space Mob boot, but with a more animalistic flare. Regardless of which tribe you support, these boots are the clear choice for any core cable wakeboarder. They're an evolution of our original two-piece boot system with removable liners that was introduced more than a decade ago. Fast forward to today and these Zuupack boot liners are sure to be some of the most popular forms of footwear at wakeparks around the world. Thanks to our signature gummy strap closure, removable tongues for custom flex options, and obvious advantage of protecting your feet on the run back to the dock, these boots really are a treat for your feet. Unleash your spirit animal in the 2025 Zuupack boot!

WHO IT'S FOR

Intermediate to expert park riders who spend hours in the park pushing their riding to the next level and are looking to unleash their spirit animal. The liners are built to be worn all day at the park, and even out for Pizza or Burritos after a long day of shredding.

Package Includes

Zuupack Boots, removable boot liners, set of Gummy Straps, K9 mounting hardware

Sizes

US 4-13, EUR 35.5-47, UK 3.5-12.5, CM 23-29



Rider ID

Jibbers, Senders, park riders with identifiable spirit animals, and anyone else who wants to protect their feet at the park.

SKU 1250341

RAD

PERFORMANCE / WALKABLE / SUPPORT

THE DESIGN DIFFERENCE

The RAD boot is our legacy performance closed-toe wakeboard boot and NEW for 2025, it comes with a removeable / walkable liner for the park! With a combination of a lower-lace system and dual-zone Gummy Strap Closure System, the RADs offer customized support everywhere a rider needs it most. It has a medium to firm flex with added support around the ankles thanks to our built in HHD (Heel Hold Down) harness. The RAD boots have a decade of experience and design evolution, maximizing rider confidence and extending ride times and comfort for wakeboarders all around the world.

WHO IT'S FOR

The RAD boot is for boat and cable riders who are looking for the most ankle support possible. These boots are great for boat and cable riders and offer top quality support and customization of fit.

Package Includes

RAD boots, removable boot liners, set of Gummy Straps, K9 mounting hardware

Sizes

US 4-13, EUR 35.5-47, UK 3.5-12.5, CM 23-29



Rider ID

High performance riders from all categories looking for the most ankle support possible without sacrificing comfort in their boots.

SKU 1250342

JEWEL

LACED / PERFORMANCE / MEDIUM FLEX

THE DESIGN DIFFERENCE

The Jewel boot is our legacy performance closed-toe wakeboard boot and NEW for 2025, it comes with a removable / walkable liner for the park! With a combination of a lower-lace system and dual-zone Gummy Strap Closure System, the Jewels offer customized support everywhere a rider needs it most. It has a medium to firm flex with added support around the ankles thanks to our built in HHD (Heel Hold Down) harness. The RAD boots have a decade of experience and design evolution, maximizing rider confidence and extending ride times and comfort for wakeboarders all around the world.

WHO IT'S FOR

The Jewel boot is for boat and cable riders who are looking for the most ankle support possible. These boots are great for boat and cable riders and offer top quality support and customization of fit.

Package Includes

Jewel boots, removable boot liners, set of Gummy Straps, K9 mounting hardware

Sizes

US 6-10, EUR 36-42, UK 3.5-7.5, CM 23.5-26



Rider ID

High performance riders from all categories looking for the most ankle support possible without sacrificing comfort in their boots.

SKU 1240344

KTV EVERSHRED

COMFORT / SIMPLICITY / SUPPORT

THE DESIGN DIFFERENCE

The KTV boot is hands down the simplest and most versatile wakeboard boot in the game. For this reason, we are introducing the EverShred edition—simple and classic colorway and design that will pair with virtually every board, every brand, and every model year. The KTV EverShred comes with a fixed liner and tri-zone Gummy Strap Closure so you can be mounted up and off the dock or swim platform in a matter of seconds. Entry and exit is always a breeze, and the medium flex offers a perfect combo of support, comfort and maneuverability. The KTV EverShred has all the essentials with no added flair, keeping it nimble, lightweight, and low profile - a trusted classic that will always get the job done with comfort and style.

WHO IT'S FOR

The KTV Evershred is built for riders who can't be bothered with complicated or time-consuming closure systems and want something super simple and efficient. They have a medium flex and classic shoe inspired styling that matches virtually everything in their "kit".

Package Includes

KTV Boots, 2 sets of Gummy Straps, K9 mounting hardware

Sizes

US 4-13, EUR 35.5-47, UK 3.5-12.5, CM 23-29



Rider ID

From rental gear or lower performance open-toe package boots into their first official pair of close-toed higher performance boots that will last for several seasons.

SKU 1240347

OPTION EVERSHRED

STRAPPED / OPEN TOE / RANGE

THE DESIGN DIFFERENCE

The Option EverShred boot is the highest-performance open-toe wake boot on the market. Built to accommodate a larger range of shoe sizes than our closed-toe boots, the Option EverShred is an excellent choice for sharing amongst a family or group of riders. The Gummy Strap Closure System allows riders to strap in tight with ease and trust that the boots will hold tight throughout the entirety of their session. Throw some built-in J Bars, a 3D-molded tongue and Bottomless Base System all into the mix and it's safe to say that when it comes to open boots, the Option EverShred's are the top choice.

WHO IT'S FOR

Riders looking for the most comfortable open toe boots possible that can be shared amongst multiple riders. Great for boats where equipment can be shared more freely, or for kids with fast growing feet who aren't quite ready to commit to closed toe performance.

Package Includes

Option EverShred Boots, 2 sets of Gummy Straps, standard boot mounting hardware.

Sizes

Unisex Sizing: Small - Extra Large



Rider ID

Never have I evers to first-time boot and board buyers, the Option Evershred is built to please the masses in style and comfort.

SKU 1240348001

GROM EVERSHRED

STRAPPED / OPEN TOE / YOUTH

THE DESIGN DIFFERENCE

The Grom EverShred boot is a smaller and more simplified version of our popular Option Boot. With years of experience, this open-toe design is meant to accommodate a larger range of foot sizes, be quick and easy to get in/out of, and, most importantly, offer the perfect blend of support and comfort your grom needs to carry full confidence into the wake or obstacles. Featuring the Gummy Strap Closure system and a bottomless base, the fit is comfortable yet secure, and the connection between the boot and board is as direct as it gets!

WHO IT'S FOR

Young and aspiring wakeboarders seeking the most comfortable boots that are simple to put on and take off. Gummy Straps can be interchanged with ease to create a new look/color profile that keeps the kids stoked on the "look" as well.

Package Includes

Grom EverShred Boots, standard boot mounting hardware

Sizes

US 1-3, EUR 33-33.5, UK 13-2, CM 19-21



Rider ID

First steps to first laps, the Grom EverShred boots are built for day one and often end up getting passed down as the groms grow out of them into adult sizes!

WAKE: QUICK START

Quality products built for park rental fleets, first time riders, and first time buyers.



WAKE: QUICK START

PRODUCTS

SUPER STOKER PACKAGE.....	41
WIRE V2.....	42
HIGHLINE V2	43
OPTION EVERSHRED.....	44
WIRE	45



SKU 1240322

SUPER STOKER PACKAGE

FIRST / LAP / SUCCESS

THE DESIGN DIFFERENCE

The Super Stoker is an all-new entry-level wakeboard built to outfit cable park rental fleets around the globe! Its directional design is built for first-time riders to cut their first-ever park laps and set them up for success as a lifelong shredder. The directional design is extremely user-friendly, allowing riders to round the corners with ease, while simple foot straps are built to be comfortable, durable, and secure, and enable the rider to connect/disconnect to the board in a matter of just seconds. If you're looking to set your park and customers up for success, look no further than the Super Stoker V1.

WHO IT'S FOR

Cable park owners building rental fleets for first-time riders. The Super Stoker is built for first-time "never have I ever" riders to achieve successful first laps in the park. The Super Stoker is NOT intended for use on rails, but to teach basic fundamentals of wakeboarding on a two-tower or full-size cable.

Tech Features	Length (cm)	Width (cm)	Rocker (in)	Weight (lb)
Single-shot Sidewalls	135	43.2	2.4"	7.5
Simple Wood Core	140	44.5	2.6"	7.7
Ballistic Base	145	45.7	2.8"	7.9
Carbon Bedrock Inserts				
Adjustable foot straps				

Package Includes

Super Stoker V1 Wakeboard, Super Stoker V1 Binding Set, 75 x 6" (1.9 x 15.2 cm) Wake Fins (4)



Rider ID

"Never have I ever" to "when can we go next"? The Super Stoker was built to achieve first-lap success and build proper board riding skills to bring new riders into the sport.

SKU 1230629137

WIRE V2

PARK / BEGINNER / BOMBER

THE DESIGN DIFFERENCE

The Wire wakeboard is our exclusive offering for cable-park rental fleets. Built to last and deliver a more exhilarating feeling on the water and obstacles for new riders hitting the water for the first time. With built in Single-shot Fusion Tip Protectors and sidewalls, the Wire is built to put up a fight against the abuse and mishandling that tends to be aimed at most rental fleets. With three sizes to choose from (small 141, medium 145, large 149) the wire graphics are color coded for easy selection. The wakeboard shape is a simple and timeless design that's easy to ride, feels great on the water, and forgiving for all those rebellious riders who like to play with fire around the corners.

WHO IT'S FOR

Cable park owners, shop owners, or any business looking to build a fleet of premium rental equipment that's durable and delivers a quality experience (including hitting obstacles) on the water.

Tech Features	Length (cm)	Width (cm)	Rocker (in)	Weight (lb / kg)
Single-shot Sidewalls	137	41.9	2.7"	7.6
Single-shot built in tip protectors	141	42.9	2.7"	7.8
Simple Wood Core	145	43.4	2.75"	8.3
Ballistic Base	149	44.2	2.8"	8.6
Carbon Bedrock Inserts				
Belly Channels				
Continuous Rocker Profile				

Package Includes

Wire Wakeboard V2



Different colorways for each size

Rider ID

Beginners cutting their first laps to hitting their first obstacles, the wire delivers a quality first experience that will have customers stoked to get back to the park for their next ride!

SKU 1230628137

HIGHLINE V2

CABLE / VALUE / PROGRESSION

THE DESIGN DIFFERENCE

The Highline is an entirely new breed of cable board designed to deliver all the thrills you've come to expect from Slingshot at a more affordable price-point. This board features a simple wood core that is lively underfoot and easy to manipulate on obstacles, as well as Singleshot Fusion Sidewalls, Carbon Bedrock Inserts, and our trusty Ballistic Base to protect the core. The Highline is similar in design to the Windsor Pro model, yet simplified to deliver a fast, fun, and free feeling ride throughout cable parks around the globe.

WHO IT'S FOR

First time board buyers looking for a great deal on a high-performance board that's durable and built to last.

Tech Features	Length (cm)	Width (cm)	Rocker (in)	Weight (lb)
Simple Wood Core	137	42	2.7"	7.3
Carbon Bedrock Inserts	141	43	2.7"	7.8
Single-Shot Fusion Sidewalls	145	43.4	2.75"	8.3
Ballistic Base	149	44.2	2.8"	8.6
Continuous Rocker Profile				
Belly Channels				

Package Includes

Highline Wakeboard V2



Rider ID

First laps on rental boards and first rail hits to buying your very first cable setup. The Highline comes with several pro features that will enable riders to progress to advanced levels.

SKU 1240347

OPTION EVERSHRED

STRAPPED / OPEN TOE / RANGE

THE DESIGN DIFFERENCE

The Option EverShred boot is the highest-performance open-toe wake boot on the market. Built to accommodate a larger range of shoe sizes than our closed-toe boots, the Option EverShred is an excellent choice for sharing amongst a family or group of riders. The Gummy Strap Closure System allows riders to strap in tight with ease and trust that the boots will hold tight throughout the entirety of their session. Throw some built-in J Bars, a 3D-molded tongue and Bottomless Base System all into the mix and it's safe to say that when it comes to open boots, the Option EverShred's are the top choice.

WHO IT'S FOR

Riders looking for the most comfortable open toe boots possible that can be shared amongst multiple riders. Great for boats where equipment can be shared more freely, or for kids with fast growing feet who aren't quite ready to commit to closed toe performance.

Package Includes

Option EverShred Boots, 2 sets of Gummy Straps, standard boot mounting hardware.

Sizes

Unisex Sizing: Small - Extra Large



Rider ID

Never have I evers to first-time boot and board buyers, the Option Evershred is built to please the masses in style and comfort.

SKU 1240343

WIRE

CABLE / RENTAL / PROGRESSION

THE DESIGN DIFFERENCE

The Wire wake binding V2 is built exclusively for cable park rental fleets - not for sale to the end consumer. This boot is built to be as simple as possible to enter and exit and upgraded with a new closure system that matches the quality standards of our Rad and Jewel boots. Stronger lace locks and a gummy strap upper zone allow riders to fit comfortably into the boots and focus on building their on-water skills instead of wondering “is it normal if I can’t feel my toes?” The comfort and support are perfect for first-timers to deliver a great experience and the new durability upgrades ensure they will hold up to the abuse rental fleets have been known to receive.

WHO IT’S FOR

Exclusively for park rental fleets intended to pair with Wire wakeboards for a perfect rental combo without restriction.

Package Includes

Wire V2 Boots, 2 sets of Gummy Straps (installed), mounting hardware.

Sizes

Unisex Sizing: Small - Extra Large



Rider ID

“Never have I ever” to “when can we go next”? The Wire boot pairs with the Wire board for a premium rental experience in the park that will have customers lining up to book their next sessions!

FOIL: QUICK START

Foiling gear optimized for fast-track progression from surfing or wakeboarding to foiling behind ANY boat - even your pontoon.



FOIL: QUICK START

PRODUCTS

PHANTASM QUICK START
WAKE FOIL PACKAGE48
QUICK START WAKE FOIL
AND BOARD PACKAGE.....49
WF-T V2 4'5" 50
WF-2 V6 4'6" 51
RAPIDTRACK ALUMINUM
MAST SYSTEM52
RAPID TRACK FOIL HARDWARE.....53



SKU 1240463000

PHANTASM QUICKSTART WAKE FOIL PACKAGE

PROVEN / AFFORDABLE / MODULAR

THE DESIGN DIFFERENCE

Equipped with a 72cm full carbon mast and paired with the most user friendly and versatile E866 front wing, this foil package is perfectly balanced for best of all worlds from learning to gliding, carving and pumping. Paired with a PS400 stabilizer that's mounted on the 710 mm fuselage, it achieves steady flight at surprisingly slow speeds, taking the fear out of learning to fly for most every foiler.

WHO IT'S FOR

The Phantasm Quick Start Wake Foil Package is great for all riders looking to fly for the first time. It's extremely user friendly for beginners but high performance enough to be the foil of choice for the captain of the boat as well. If you only ant 1 foil on your boat, this is the most shareable and versatile option to put a grin on everyone's faces.

Package Includes

Phantasm aluminum 72CM mast, E 866 front wing, 710 fuselage, 400 Stabilizer, and all assembly hardware.



Rider ID

Wakesurfers and wakeboarders with basic board-riding abilities looking to begin their foiling journey in the Quick Flite category.

SKU 1240463000

QUICKSTART WAKE FOIL AND BOARD PACKAGE

PROVEN / AFFORDABLE / MODULAR

THE DESIGN DIFFERENCE

The ultimate package for learning to fly and teaching others, this combo comes with our full soft-top WF2 V5 foil board which is as forgiving as it gets when learning to fly thanks to it's length, profile, and unique nose rocker. Paired with a 72 cm aluminum mast, the perfect length to master ride height above the surface and learn to pump efficiently without intimidating first timers. Paired with our E866 front wing and ps 400 stabilizer on a 710 mm fuse and you've got one of the most stable and predictable foils we've ever built - start here to master flight, agility and pumping with plenty of room for progression down the road.

WHO IT'S FOR

The Phantasm Quick Start Wake Foil Package is great for all riders looking to fly for the first time. It's extremely user friendly for beginners but high performance enough to be the foil of choice for the captain of the boat as well. If you only ant 1 foil on your boat, this is the most shareable and versatile option to put a grin on everyone's faces.

Package Includes

WF-2 V5 4'6", Front half strap, Phantasm aluminum 72CM mast, E 866 front wing, 710 fuselage, 400 Stabilizer, and all assembly hardware.



Rider ID

Wakeboarders and wakesurfers who have grown bored and are searching for a new thrill. Pontoon and PWC owners who's boats "don't surf" as well as pilots, slalom skiers, snow sport enthusiasts, kitesurfers and more.

SKU 1230422045

WF-T V2 4'5" BOARD ONLY

LEARN / TOW / FOIL

THE DESIGN DIFFERENCE

The WF-T is built using our toughest compression molded construction which increases the overall durability and decreases buoyancy so riders don't have to fight against the float of the board when starting out. The 4'5" length of the WF-T combines with the perfect amount of nose rocker to allow the board to takeoff and touchdown repeatedly without nosediving—so beginners can master their body position and find a constant hover without falling and having to start over. The WF-T's narrower profile also gives riders more control over the roll of the foil so they can bank tighter angles while carving without getting bucked off. In line inserts allow for half and full straps and the large EVA decked maximizes usable standing space on the board.

WHO IT'S FOR

The design of the WFT is intended for first time foilers looking to take their board riding to new heights! It's user-friendly for beginners and also extremely durable for those looking to jump.

Tech Features	Volume (L)	Length (in)	Width (in)	Thickness (in)
Inline Footstrap Inserts	9.8	4'5"	17"	.8"
Corduroy EVA				
Compression-Molded Construction				
Nose Rocker				



Rider ID

Boaters who are looking to get into the world of foiling for the first time. Mass market watersports enthusiasts looking to add an affordable/durable/shareable foil setup to their line-up of boat toys.

NEW SKU 1230420046

WF-2 V6

FOIL / WAKESURF / VERSATILE

THE DESIGN DIFFERENCE

As the trend in foiling continues to move towards shorter boards, we designed the WF-2 V6 foilboard to pack a large amount of surface area into a compact foil board design. This board is both user friendly for starting out and maximizes the future potential for riders at more advanced levels. With FCS fin boxes the WF2 V6 can also double as a wakesurfer so you can teach your crew "wakesurfing 1.0" before you teach them wakesurfing 2.0 (foiling).

WHO IT'S FOR

Wakesurfers looking to venture into the world of foiling. The WF-2 V6 is a ripping wakesurf shape that features a foil track for adding the foil and taking flight.

Tech Features

Adjustable Foil Track Mount

Inline Footstrap Inserts

Cuorduroy EVA footpads

FCS II Fin Boxes

Beginner Friendly Nose Rocker

Volume (L)	Length (in)	Width (in)	Thickness (in)
19	4'4"	19.5"	2"



Rider ID

Boat owners looking to share the stoke of wakesurfing AND foiling with one board that excels in both disciplines.

SKU 1240400001

RAPIDTRACK ALUMINUM MAST SYSTEM

TOOL-LESS / FAST / EASY

THE DESIGN DIFFERENCE

The RapidTrack foil-board connection system was developed to get you on the water easier and faster. Designed to maximize efficiency and convenience, this quick-mounting foil system can be easily attached to a new Phantasm aluminum mast.

WHO IT'S FOR

For riders that want fast set up and tear down each session. Without tools. Slide the Pedestal Sleds under the pre-mounted Grip Washers on your board, and then use the Flag Screws to tighten the rear of the pedestal. Unlike other rapid mounting systems that focus solely on ease of use, the RFS makes no compromise to the performance of the critical connection between board and foil.

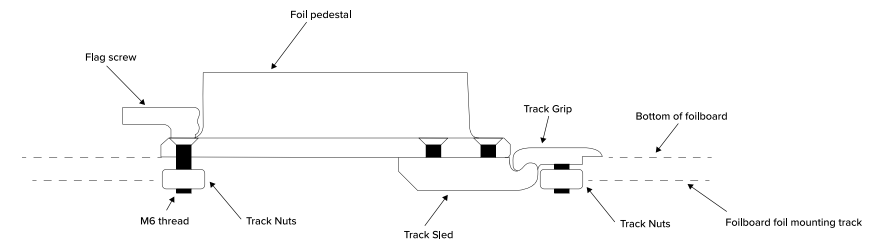
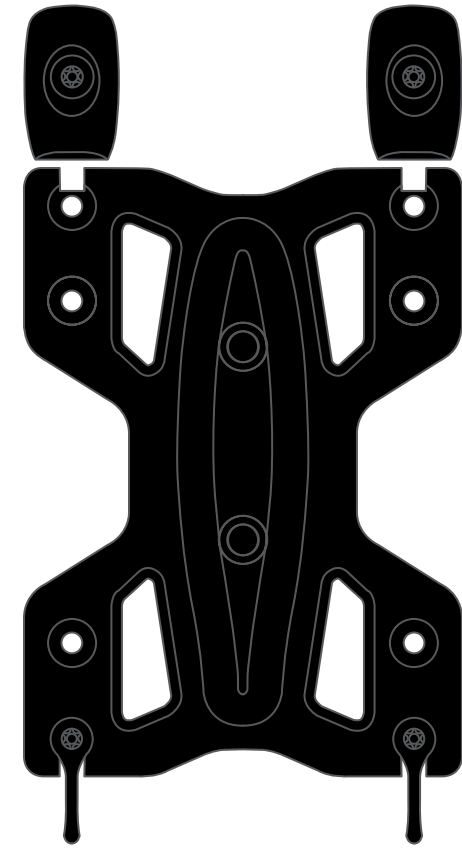
Tech Features

New Lightweight Aluminum Slotted Pedestal
Flag Screws with Indexing Lever
Rigid Wobble-Free Connection

Package Includes

1 x 6061 AL Slotted LW Pedestal Base
2 x 6061 AL Anodized Sleds
2 x 6061 AL Anodized Grip Washers
2 x SS M6x25 FlagScrews
4 x SS M6 T-nuts
4 x SS M6 x 16mm Flathead Torx Screws
2 x SS M6 x 20mm Flathead Torx Screws

*Does not work with phantasm aluminum wide masts or carbon masts.



Rider ID

Every foiler who wants hassle free tool-less adjustment on and off the water.

SKU 1240400002/ 1240400003/ 1240400006

RAPID TRACK FOIL HARDWARE

FAST / TOOL-LESS / ON THE WATER

THE DESIGN DIFFERENCE

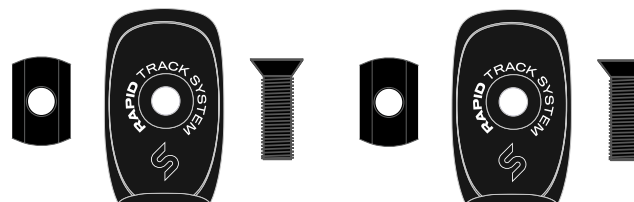
"Flag Screws" are a complete toolless hardware solution that will eliminate managing screws and track nuts or losing them when they fall out of the board in transit. The cool part, you can now make those micro adjustments on the water. It is also extremely useful to purchase an extra RapidTrack Board Kit if you own two different foil boards. You can quickly switch the foil from one board to another and keep your preset foil position on each board.

WHO IT'S FOR

For riders who want fast toolless setup and tear down and hate the management of hardware that can separate and get lost. Additionally, they are great for those who want to make an adjustment on the water instead of the beach. Which always seems to involve a trip to the car. Problem solved.

Rapid Track Board Kit

SKU #1240400003



Rapid Track Flag Screws

SKU #1240400006



Rapid Track T-Nut

SKU #1240400002



Rider ID

All Phantasm foilers who want the ease of interchanging their foils on to different boards

FOIL: GLIDE ZONE

Take a drag-less journey into the realm of the Glide Zone to unlock carving, pumping and surfing waves farther back behind the boat.



FOIL: GLIDE ZONE

PRODUCTS

PTM 899/710 LOWER PACKAGE	56
PTM 999 FRONT WING.....	57
PHANTASM STABILIZER 340MM TURBO-TAIL	58
PHANTASM STABILIZER 360MM V-TAIL	59
WF-1 V5 3'11".....	60
DWARF CRAFT V3.....	61
HOPE CRAFT V2.....	62



SKU 1230480008

PTM 899/710 LOWER PACKAGE

LIFT / GLIDE / CARVE

THE DESIGN DIFFERENCE

The PTM 899 achieves maximum glide range through a new profile design, a slightly lower high aspect ratio, and a balanced anhedral/wing tip twist. Eventually, gliding becomes second nature. Gaining high-end speed and glide shouldn't impact your low end. Your new goal becomes optimizing efficiency by maximizing the speed range of your foil while being flagged out. We refer to this as the "glide zone". This wing destroys the legacy surface area comparison method. This smaller wing will blow away any larger wing for those stuck on that old measuring method. In other words, you can get more lift, speed, glide, and turning from a wing smaller than you think. This is the wing.

WHO IT'S FOR

Riders that tack, glide, and pump on swell. You're becoming one with your foil. Now you want to out-glide your friends while making tighter turns than they thought possible. Your goal is Total Mastery, with elegance and efficiency being the mindset you incorporate into your riding.

Tech Features

PTM 899 Front Wing

PS 360mm Direct Connect Carbon Rear Stabilizer

710mm Fuse

Bigfoot Connection

Travel Case and Neoprene Wing Covers

Span (mm) 899**Surface Area (cm²)** 925**Chord (mm)** 130**Aspect Ratio** 8.8

Rider ID

Medium size riders who want to ride the smallest wing possible and know that comparing surface area is a non-resourceful comparison. Instead, they are tech enough to know aspect ratio, surface area, and profile all work in harmony to determine actual wing performance, and this wing lets them meet that goal.

NEW SKU 1240490999

PTM 999 (1125 CM²) FRONT WING

LIFT / GLIDE / CARVE

THE DESIGN DIFFERENCE

The PTM 999 is designed specifically for medium to larger riders who demand maximum performance and stability on the water. With a larger surface area and enhanced profile design, this wing delivers unparalleled lift and control, allowing you to glide effortlessly and carve through the water with confidence. The balanced anhedral/wing tip twist ensures stability even at high speeds, making it ideal for riders seeking a smooth and controlled foiling experience.

WHO IT'S FOR

The PTM 999 is designed for larger riders who seek maximum performance, stability, and control while foiling on the water.

Span (mm) 999**Surface Area (cm²)** 1125**Chord (mm)** 144**Aspect Ratio** 8.9

Rider ID

Medium to larger size riders who want to ride the smallest wing possible and know that comparing surface area is a non-resourceful comparison. Instead, they are tech enough to know aspect ratio, surface area, and profile all work in harmony to determine actual wing performance, and this wing lets them meet that goal.

SKU 1240490340

PHANTASM STABILIZER 340MM TURBO-TAIL

GLIDE / SPEED / SLASH

THE DESIGN DIFFERENCE

Phantasm Stabilizer 340 Turbo-Tail extends the glide range with heightened speed and enhanced maneuverability. With compact engineering, this stabilizer prioritizes optimal ROLL control, enabling you to execute tighter hard-slashing turns with more ease and control. Its design ensures pitch stability, instilling confidence even when pushing a speed limit on a swell or under power. This stabilizer unlocks your favorite front wings' glide and turning capabilities, granting you more freedom and control over your ride.

WHO IT'S FOR

You ride a lot, and you are skilled at all tricks, transitions, big swell, and pumping. You are on the way to riding in a flow state. The Phantasm Stabilizer 340 Turbo-Tail is the right equipment selection at this journey stage. Following our **Stabilizer Step Method** will harmonize your equipment, body, and mind for new unlocked performance.

PRODUCT DETAILS

- High-modulus carbon construction
- The perfect step up in performance from the PS 360 V-Tail to further upgrade the performance of your favorite front wing
- Super flat AoA for low drag and high top speed
- Unlocks roll and yaw for super hard carving

Package Includes

Phantasm Stabilizer 340 Turbo-Tail, cover and screws

SPECS

Span (mm) 340

Surface Area (cm²) 184

Chord (mm) 74

Aspect Ratio 6.2



Rider ID

Riders who are ready to fully open up their foils top performance in glide and maneuverability. A rider who is looking for top end reactivity and speed and is willing to ride a slightly more sensitive foil.

SKU 1240490360

PHANTASM STABILIZER 360MM V-TAIL

BANK / GLIDE / STABILITY

THE DESIGN DIFFERENCE

Phantasm 360mm V-Tail Stabilizer extends the glide range with heightened speed and enhanced maneuverability. Engineered with a V-Tail shape, this stabilizer prioritizes optimal YAW control, enabling you to execute tighter radius turns effortlessly. Its design ensures pitch stability, instilling confidence even when pushing a speed limit on a swell or under power. This stabilizer unlocks your existing front wings' glide and turning capabilities, granting you more freedom and control over your ride.

WHO IT'S FOR

You are fast-tracking past the fundamental moves that got you addicted to foiling in the first place. Identifiable by how you ride. You are at an exciting stage where optimizing for glide is essential to continue your progression. Phantasm 360mm Stabilizer is the right equipment selection at this stage in the journey. Following our **Stabilizer Step Method** will harmonize your equipment, body, and mind for new unlocked performance. Let's face it ripping is super fun.

PRODUCT DETAILS

- High modulus carbon construction
- Unlocks YAW in the foil for tighter radius carving
- Low AoA for decreased drag improves Glide and increased speed
- Incredible pitch stability
- Exact foil track placement as the PS 400

Package Includes

Phantasm 360mm V-Tail Stabilizer, cover and screws

SPECS

Span (mm) 360

Surface Area (cm²) 202

Chord (mm) 78

Aspect Ratio 6.4



Rider ID

Through the Stabilizer Step Method, progressing to this stabilizer from the PS 400 will unlock the next axis of maneuverability: YAW. The rider that is looking to unlock increased glide and less drag.

SKU 1240421001

WF-1 V5 3'11"

FOIL / PERFORMANCE / TOW

THE DESIGN DIFFERENCE

The all-new WF-1 V5 is the highest-performance wake foil board we have ever created. Built with our premium XR construction and sporting a new outline profile, it's sure to be the board of choice for the highest-performance foilers. The new narrower profile gives riders more control while allowing them to bank tighter turns and its compact length (3'11") enables riders to increase their angle of attack when pumping. The corduroy EVA deck pad provides impressive grip and stance options and inserts allow for the addition of foot straps.

WHO IT'S FOR

The WF-1 V5 is for intermediate - expert level foilers looking for a board that satisfies many disciplines including pumping, carving, jumping, towing and more.

Tech Features

- Advanced Epoxy Sandwich Construction
- Double-Concave Nose
- Chined Rails
- Out-The-Back Foil Tracks
- Offset Footstrap Inserts
- Zero Swing Weight
- Corduroy EVA Deck Pad

Volume (L)	Length (in)	Width (in)	Thickness (in)	Weight (lbs)
17	3'11"	19"	1.75"	7



Rider ID

Riders coming from a shared foil or a buddy's foil and wanting to buy high performance from the start with lots of room for growth all the way to the height of their foiling potential.

SKU 1240410

DWARF CRAFT V3

FLIGHT / CONTROL / PROGRESSION

THE DESIGN DIFFERENCE

The Dwarf Craft is back in its third generation and has been re-designed to optimize your foiling progression. The concave deck and beveled rails provide dynamic heel-to-toe performance with effortless turning response and touchdown rebound. Compression-molded construction and PMU top sheet increase the board's durability as well as decrease its weight.

WHO IT'S FOR

Intermediate to advanced foilers who have progressed past the beginner stages and are comfortable sustaining flight, rarely falling off foil.

Tech Features	Volume (L)	Length (cm)	Width (cm)	Thickness (cm)	Weight (kg)
Compression-Molded Construction	16	110	48	3.8	3.2
Concave Deck	18	120	50	4	3.4
EPS Foam Core	22	130	54	4	3.75
PMU Top Sheet	24	140	56	4	4.1
Adjustable Foil Track Mount					
Beveled Rails					
Multiple Footstrap Insert Positions					
Corduroy EVA Deck Pad					



Rider ID

Experienced wake foilers looking for a more compact board design with less swing-weight, allowing them to pump and turn more aggressively.

SKU 1240411

HOPE CRAFT V2

STIFF / FLY / FAST

THE DESIGN DIFFERENCE

Developed in collaboration with foil wizard Fred Hope, this board is based on the popular Dwarf Craft but has been taken to the next level. The Hope Craft features a top-secret layout that makes it extra stiff, and incredibly reactive. The extra stiffness is a key ingredient in transferring energy from the board down into the foil. Using advanced construction and cutting-edge technology, the Hope Craft V2 is the perfect choice for the most advanced and progressive riders looking to master and define the new limits of foiling.

WHO IT'S FOR

Riders looking to experience unparalleled control and maneuverability on the water with the Hope Craft V2. It's not just a foil board, it's a tool for those who want to push the boundaries of what's possible.

Tech Features

Pro Stiffness Core

Max Volume Nose

Out-The-Back Adjustable Foil Track Mount*

Beveled Rails

Corduroy EVA Deck Pad

*not included on 120cm

Volume (L)	Length (cm)	Width (cm)	Thickness (cm)	Weight (kg)
12	90	45	4	2.58
13	100	45	4	2.74
14	110	45	4	2.83
16	120	47	4	3.17



Rider ID

Expert wake foilers looking to maximize maneuverability and unlock the highest level of achievement. Zero swing weight means it's just you and your foil, plus a small bit of Hope beneath your feet!

FOIL: DOCK PUMP

For the slightly obsessed who see every body of water as a foiling opportunity. Self start - no boat required!



FOIL: DOCK PUMP

PRODUCTS

E 990/710 LOWER PACKAGE.....	65
PTM 999 FRONT WING.....	66
PHANTASM STABILIZER	
360MM V-TAIL	67
PHANTASM CARBON MAST	68
PHANTASM ALUMINUM MAST	69
PUDDLE PUMPER.....	70
DWARF CRAFT V3.....	71
HOPE CRAFT V2.....	72



SKU 1230480001

E 990/710 LOWER PACKAGE

FUN / EASY / PROGRESSION

THE DESIGN DIFFERENCE

The E 990/710 Lower Package includes a carbon-fiber E 990 front wing, 710 mm fuse, and carbon-fiber 400 mm rear stabilizer. In the middle of our three sizes of medium-aspect, carbon-fiber E Series front wings, the E 990 has a wide chord center profile that tapers to narrower wingtips, getting you up onto foil early while retaining great pump ability and glide.

WHO IT'S FOR

The E 990/710 Lower Package was designed to make learning foiling quick and easy for average size riders. Built to cruise, our medium-aspect, carbon-fiber E Series front wings will get you up on foil early and control ride height with confidence-inspiring stability.

Tech Features

E 990 Front Wing

PS 400mm Direct Connect Carbon Rear Stabilizer

710mm Fuse

Bigfoot Connection

Travel Case and Neoprene Wing Covers

Span (mm) 990**Surface Area (cm²)** 1800**Chord (mm)** 261**Aspect Ratio** 5.4

Rider ID

For medium size first time buyers

NEW SKU 1240490999

PTM 999 (1125 CM²) FRONT WING

LIFT / GLIDE / CARVE

THE DESIGN DIFFERENCE

The PTM 999 is designed specifically for medium to larger riders who demand maximum performance and stability on the water. With a larger surface area and enhanced profile design, this wing delivers unparalleled lift and control, allowing you to glide effortlessly and carve through the water with confidence. The balanced anhedral/wing tip twist ensures stability even at high speeds, making it ideal for riders seeking a smooth and controlled foiling experience.

WHO IT'S FOR

The PTM 999 is designed for larger riders who seek maximum performance, stability, and control while foiling on the water.

Span (mm) 999**Surface Area (cm²)** 1125**Chord (mm)** 144**Aspect Ratio** 8.9

Rider ID

Medium to larger size riders who want to ride the smallest wing possible and know that comparing surface area is a non-resourceful comparison. Instead, they are tech enough to know aspect ratio, surface area, and profile all work in harmony to determine actual wing performance, and this wing lets them meet that goal.

SKU 1240490360

PHANTASM STABILIZER 360MM V-TAIL

BANK / GLIDE / STABILITY

THE DESIGN DIFFERENCE

Phantasm 360mm V-Tail Stabilizer extends the glide range with heightened speed and enhanced maneuverability. Engineered with a V-Tail shape, this stabilizer prioritizes optimal YAW control, enabling you to execute tighter radius turns effortlessly. Its design ensures pitch stability, instilling confidence even when pushing a speed limit on a swell or under power. This stabilizer unlocks your existing front wings' glide and turning capabilities, granting you more freedom and control over your ride.

WHO IT'S FOR

You are fast-tracking past the fundamental moves that got you addicted to foiling in the first place. Identifiable by how you ride. You are at an exciting stage where optimizing for glide is essential to continue your progression. Phantasm 360mm Stabilizer is the right equipment selection at this stage in the journey. Following our **Stabilizer Step Method** will harmonize your equipment, body, and mind for new unlocked performance. Let's face it ripping is super fun.

PRODUCT DETAILS

- High modulus carbon construction
- Unlocks YAW in the foil for tighter radius carving
- Low AoA for decreased drag improves Glide and increased speed
- Incredible pitch stability
- Exact foil track placement as the PS 400

Package Includes

Phantasm 360mm V-Tail Stabilizer, cover and screws

SPECS

Span (mm) 360

Surface Area (cm²) 202

Chord (mm) 78

Aspect Ratio 6.4



Rider ID

Through the Stabilizer Step Method, progressing to this stabilizer from the PS 400 will unlock the next axis of maneuverability: YAW. The rider that is looking to unlock increased glide and less drag.

SKU 122820

PHANTASM CARBON MAST

STIFF / FAST / CARVING

THE DESIGN DIFFERENCE

The Phantasm Carbon Mast is designed with a profile that is fast and optimizes performance on the upper end of the Glide Zone. It offers the smallest cord-length fuse connection, allowing it to carve higher turns than any mast available. Full high-modulus carbon construction harmonized with the mast outline and profile culminates in our stiffest-ever mast-to-fuse connection. This reduction in flex eliminates any lag in the turn and transfers energy while driving the back foot over the foil without ventilating or unwanted drag.

WHO IT'S FOR

Riders who want the stiffest and most solid connection when driving energy from the body to the front wing on foil to optimize speed, glide, and carving without concerns of ventilation while riding at the highest level possible.

Package Includes

Phantasm Carbon Mast, Padded Mast Bag, Mounting Hardware

Length (cm) Sku

72	122820000
82	122820001



Rider ID

Riders who have experienced the performance boundaries of Aluminum, or another carbon mast, that ventilates when riding at excessive speeds or in tight carving turns.

SKU 122821

PHANTASM ALUMINUM MAST

MODULAR / AFFORDABLE / TRAVEL

THE DESIGN DIFFERENCE

The Phantasm aluminum mast is made from light and strong 7075 aircraft-grade aluminum. This mast is compatible with all Phantasm products.

WHO IT'S FOR

You are entering the world of Phantasm carbon foil wings but would like to save a bit on a mast that will get you started.

Package Includes

Aluminum mast, Pedestal, Phantasm fuse adapter, Mast cover, Mounting Hardware

Length (in)	SKU
72	122821000
82	122821001



SKU 1240420001

PUDDLE PUMPER

PUMP / GLIDE / REPEAT

THE DESIGN DIFFERENCE

The Puddle Pumper is built in a compression molded construction making it extremely durable and stiff, so that every bit of energy you put into the board translates directly to the foil, allowing you to pump for the longest distances possible. When it comes to pumping performance, a short board is key, allowing you to maximize the angle of attack of both the board and wing without concern of putting the board in contact with the water, hence the compact 3'3" length. A full EVA deck pad completes the package giving the riders plenty of surface area to get into their groove!

WHO IT'S FOR

Foilers looking to pump anywhere and everywhere on all bodies of water—with or without a boat or wave. Made for the complete foiling addict who can't be bothered to wait around for the next boat ride. It's better to have it and not need it than to need it and not have it!

Tech Features

- Compression Molded Construction
- Near-Zero Flex
- Convex Nose
- Adjustable Foil Track Mount
- Corduroy EVA Deck Pad

Volume (L)	Length (in)	Width (in)	Thickness (in)	Weight (lbs)
8.4	3'3"	17.5"	1"	6.6



Rider ID

Foilers coming from all categories with basic skills and looking to join the dock pumping club.

SKU 1240410

DWARF CRAFT V3

FLIGHT / CONTROL / PROGRESSION

THE DESIGN DIFFERENCE

The Dwarf Craft is back in its third generation and has been re-designed to optimize your foiling progression. The concave deck and beveled rails provide dynamic heel-to-toe performance with effortless turning response and touchdown rebound. Compression-molded construction and PMU top sheet increase the board's durability as well as decrease its weight.

WHO IT'S FOR

Intermediate to advanced foilers who have progressed past the beginner stages and are comfortable sustaining flight, rarely falling off foil.

Tech Features	Volume (L)	Length (cm)	Width (cm)	Thickness (cm)	Weight (kg)
Compression-Molded Construction	16	110	48	3.8	3.2
Concave Deck	18	120	50	4	3.4
EPS Foam Core	22	130	54	4	3.75
PMU Top Sheet	24	140	56	4	4.1
Adjustable Foil Track Mount					
Beveled Rails					
Multiple Footstrap Insert Positions					
Corduroy EVA Deck Pad					



Rider ID

Experienced wake foilers looking for a more compact board design with less swing-weight, allowing them to pump and turn more aggressively.

SKU 1240411

HOPE CRAFT V2

STIFF / FLY / FAST

THE DESIGN DIFFERENCE

Developed in collaboration with foil wizard Fred Hope, this board is based on the popular Dwarf Craft but has been taken to the next level. The Hope Craft features a top-secret layout that makes it extra stiff, and incredibly reactive. The extra stiffness is a key ingredient in transferring energy from the board down into the foil. Using advanced construction and cutting-edge technology, the Hope Craft V2 is the perfect choice for the most advanced and progressive riders looking to master and define the new limits of foiling.

WHO IT'S FOR

Riders looking to experience unparalleled control and maneuverability on the water with the Hope Craft V2. It's not just a foil board, it's a tool for those who want to push the boundaries of what's possible.

Tech Features

Pro Stiffness Core

Max Volume Nose

Out-The-Back Adjustable Foil Track Mount*

Beveled Rails

Corduroy EVA Deck Pad


*not included on 120cm

Volume (L)	Length (cm)	Width (cm)	Thickness (cm)	Weight (kg)
12	90	45	4	2.58
13	100	45	4	2.74
14	110	45	4	2.83
16	120	47	4	3.17



Rider ID

Expert wake foilers looking to maximize maneuverability and unlock the highest level of achievement. Zero swing weight means it's just you and your foil, plus a small bit of Hope beneath your feet!



SLINGSHOT
